



Features

- Miniature SMD Type (5.0×3.2×1.5mm)
- Frequency adjustment free after reflow soldering process.
- AFC function available
- 2.6 to 5.5V drive available
- Frequency Stability : ±2ppm at 30 to +85°C

Applications

- PDC, GSM, CDMA, TDMA

How to Order

KT18 - D C V 30 □ - 19.680M - T
 ① ② ③ ④ ⑤ ⑥ ⑦ ⑧

① Series

K	±5ppm
E	±2.5ppm
D	±2.0ppm

③ Lower operating temp

C	-30°C
E	-20°C
G	-10°C

④ Upper operating temp

W	85°C
V	80°C
U	75°C

⑤ Supply Voltage

28	2.8V	30	3.0V
----	------	----	------

⑥ Option Code

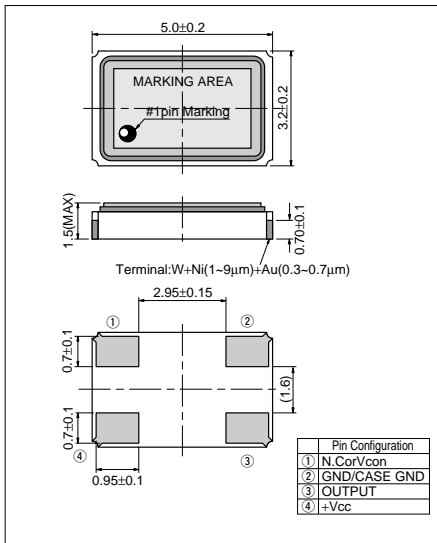
⑦ Frequency(MHz)		
12.800	16.800	19.680
13.000	19.200	19.800
14.400	19.440	26.000

⑧ Packaging

T	Tape & Reel
4,000pcs/Reel	

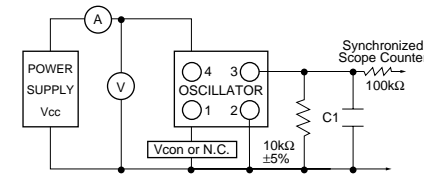
Dimensions

(Unit : mm)

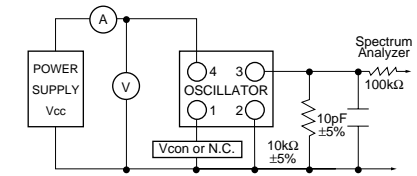


Test circuit

Test circuit 1
(Amplitude)



Test circuit 2
(Harmonics & Frequency)



Specifications

Items	Code	Specifications			Unit	Remarks
		Cellular				
Supply Voltage	Vcc	2.6 to 5.5			V	—
Output Frequency	fo	12.800	16.800	19.680	MHz	—
		13.000	19.200	19.800		
		14.400	19.440	26.000		
Operating Temp.	Topr	-30 to +85			°C	—
Storage Temp.	Tstg	-40 to +85			°C	—
Frequency Stability	Δf/fo	±2.0max			ppm	vs Temp. (After Reflow)
		±2.5max			ppm	vs Load
		±0.2max			ppm	vs Voltage
		±0.3max			ppm	—
Aging Rate	Aging	±1.0max			ppm/year	25°C±2°C
Output Voltage	Vout	0.8min			Vp-p	Load 10kΩ/10pF
Supply Current	Icc	2.0max			mA	—
Voltage Control Range	Δf/V	±8.0 to ±15			ppm	—
Harmonics	—	-5.0max			dBc	—