

Features

- ▶ Low phase noise
- ▶ Clipped sine output, 0.7V_{p-p}
- ▶ Miniature SM package
- ▶ Sealed crystal design

Specifications

GTXO-74T: TCXO, no frequency adjustment


GTXO-74V: TCXO with VC frequency adjustment

Parameters	Variant		Option Codes
	T	V	
Frequency range: 30.0 ~ 61.44MHz	■	■	
Frequency stability: ±2.5ppm	■	■	J
±2.0ppm	□	□	H
±1.5ppm	□	□	G
Temperature range: -20 to +70°C	□	□	N
-30 to +75°C	■	■	S
-40 to +85°C	□	□	I
Storage temperature range: -40 to +85°C	■	■	
Supply voltage stability: ±1.0ppm, V _{DD} ±5%	■	■	
Load stability: ±0.2ppm, Z _L ±10%	■	■	
Ageing: ±1.0ppm max first year	■	■	
Supply voltage (V _{DD}): +3.0V ±5%	■	■	
Supply current: 5.0mA max	■	■	
Output waveform: Clipped sine, 0.7V p-p, +DC offset	■	■	
Test load (Z _L): 10kΩ // 10pF	■	■	
Start up time: 3ms max	■	■	
Frequency adjustment: None	■		
±8 ~ ±14ppm, +1.5V ±1.0V		■	
Phase noise (typ @ 61.44MHz):			
-86dBc/Hz @ 10Hz	■	■	
-118dBc/Hz @ 100Hz	■	■	
-144dBc/Hz @ 1kHz	■	■	
-157dBc/Hz @ 10kHz	■	■	
Preset frequency @ 25°C: ±2.0ppm max	■	■	



■ Standard. □ Optional - Please specify required code(s) when ordering

Ordering Information

Product name + variant + option codes + frequency
 Option codes must be included to properly specify a model.
 eg: **GTXO-74V/JS 38.40MHz** ±2.5ppm -30+85°C, TCXO with VC
GTXO-74T/HN 50.0MHz ±2.0ppm -20+75°C, TCXO no VC
 Option code X (eg GTXO-74V/X) denotes a custom spec.



Construction

-  PCB carrier
-  Metal screening lid

Composition



This product is lead-free, and is fully compliant with the RoHS 2 directive 2011/65/EU



Packaging & Handling

Production quantities supplied on T&R, 2k pcs per reel.
Small quantities may be supplied on tape (no reel), or in bulk.



♦ Static sensitive product. Observe proper handling precautions

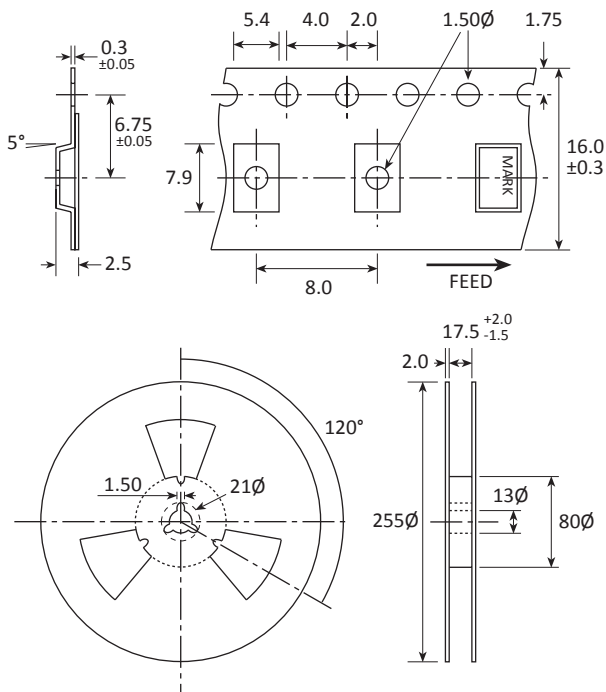
Marking

F
FREQUENCY DC
• PARTNO

• Pin 1
Marking type: Laser
DC = Date code in YM, eg "FB" = Feb 2016

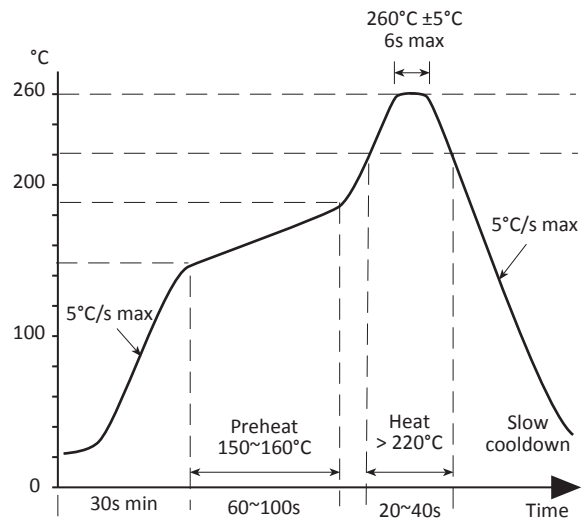
	A	B	C	D	E	F	G	H	J	K	L	M
Y	1	2	3	4	5	6	7	8	9	0		
M	Jan	Feb	Mar	Apr	May	Jun	Jul	Aug	Sep	Oct	Nov	Dec

Tape & Reel Specification



Not to scale. Dimensions in mm. Tolerances ±0.1mm unless otherwise stated

Soldering Profile



Solder resistance: 260°C x 6 secs max.