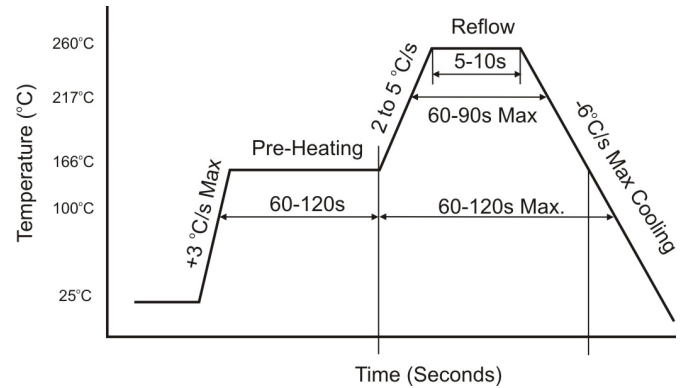


Legacy part - Not recommended for new designs

## Standard Specifications

Parameter	Symbol	Specification	Remarks
Frequency Range	$f_0$	3.50 to 70.0 MHz	
Frequency Tolerance	$\Delta f/f$	$\pm 50$ PPM	at 25°C with 100 $\mu$ W
Frequency Stability	Over OTR	$\pm 50$ PPM (Standard)	
Operating Temperature Range	$T_{OPR}$	-40°C to +85°C	See Table
Storage Temperature Range	$T_{STG}$	-55°C to +125°C	
Load Capacity	$C_L$	30pF (Std value)	Please specify
Drive-Level	$D_L$	100.0 $\mu$ W Typ.	0.5mW Max
Shunt Capacitance	$C_0$	7.0pF Typ.	
Dynamic Capacitance	$C_1$	20.0fF Typ.	
Ageing	Fa	$\pm 5.0$ PPM	at 25°C $\pm 3$ °C 1st Year

Frequency Range	Mode	ESR	Reflow Solder Condition (260°C)
3.00 to 3.99 MHz	Fundamental	300 $\Omega$	
4.000 to 5.99 MHz	Fundamental	150 $\Omega$	
6.00 to 9.99 MHz	Fundamental	100 $\Omega$	
10.0 to 29.99 MHz	Fundamental	50 $\Omega$	
30.0 to 35.99 MHz	3rd Overtone	100 $\Omega$	
36.0 to 70.99 MHz	3rd Overtone	80 $\Omega$	



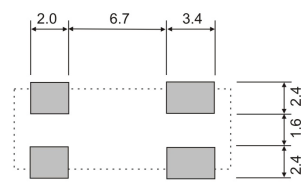
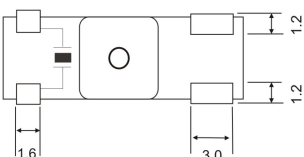
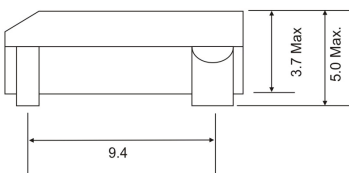
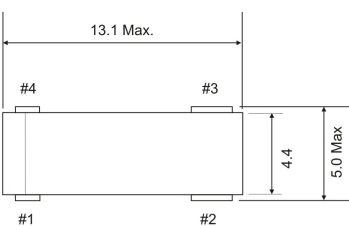
High temperature solder exemption - In accordance with RoHS 2002/95/EC Annex 7

Note: Do not connect pins #2 and #3 externally  
Suitable for automotive & AV applications

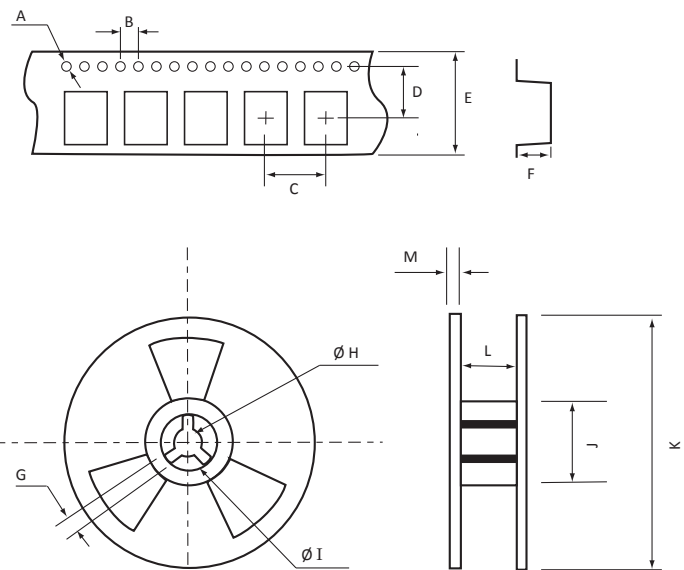
## Dimensions (mm)

1000pcs per Reel

SXA/86SMX Type



Solder Pad Layout



A	B	C	D	E	F	G	H	I	J	K	L
1.5	4.0	12.0	-	24.0	4.4	2.5	13.5	21.0	100	300	25.5