

DH1N00032XHSS3RX



7.86L x 3.60W x 2.00H (mm)

PDI Model *DH1-Series* provides precision timing in a hermetically sealed package. This rugged ceramic package is designed for extreme environmental/temperature conditions like down-hole drilling. Contact factory for availability of other frequencies. PDI provides quick-turn sampling for your proto-typing needs, mass production capability, and competitive pricing.

Parameter	Symbol	Conditions	Min	Typ	Max	Unit
Frequency Nominal	Fo			32.768000		KHz
Frequency Stability		Inclusive of Tolerance @25°C, Operating Temperature, Supply Voltage, Load and 1st Year Aging	-300		+300	ppm
Operating Temperature			-55		+175	°C
Storage Temperature			-55		+175	°C
Duty Cycle		@ 50% Vcc	40	50	60	%
Rise Times	TR	From 20% to 80% Vcc, CL		25.0		nS
Fall Times	TF	From 80% to 20% Vcc, CL		25.0		nS
Output		HCMOS				
Supply Voltage	Vcc		2.64	3.30	3.96	V
Supply Current	Icc	@ +25°C			110	µA
		@ -55°C			70	
		@ Max Temperature			120	
Load	CL			15.0		pF
Start-up Time	Tstup				5.0	mS
Low Level Output Voltage	Vol				0.4	V
High Level Output Voltage	Voh		Vcc-0.5			V
Environmental Specifications						
Vibration Resistance	10 to 2000Hz / 40g					
Shocks No Resistance	10000g / 0.3mS / 1/2 Sine					
Note	Part uses an AT-Cut crystal with divider					

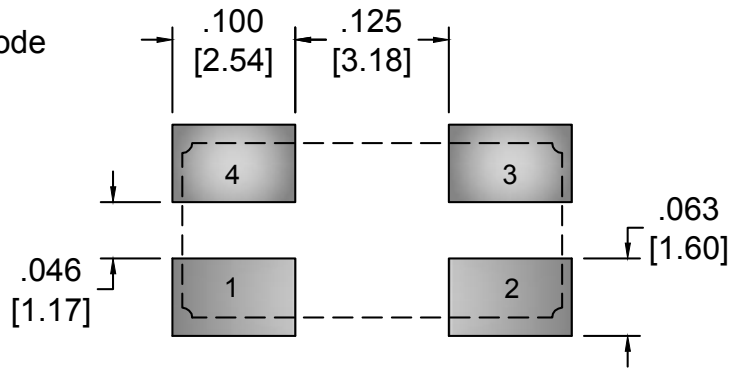
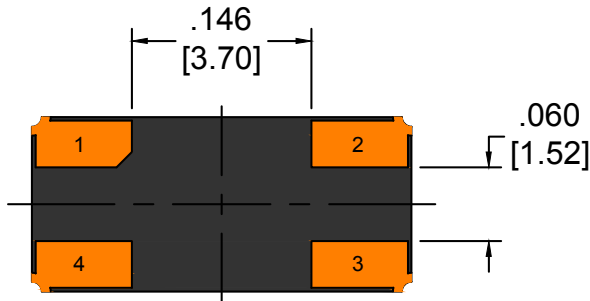
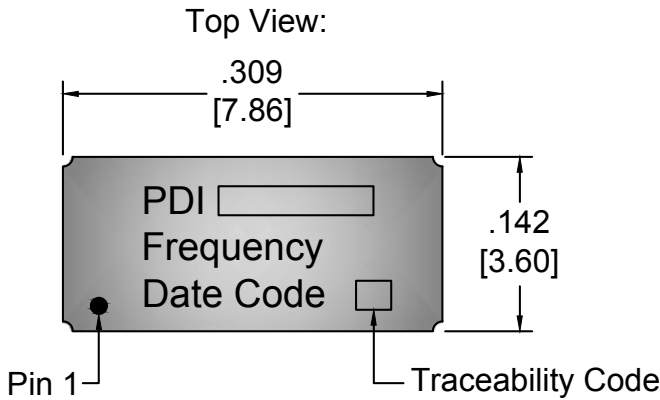
Rev	Date	Page	Description	ECN	FOR PRELIMINARY USE ONLY		
					Specifications subject to change.		
					Surface Mount Ceramic Crystal Oscillator	66942R-fka	
					PART #: DH1N00032XHSS3RX	DWN: BA	
					DATE: 3-4-14	SCALE: NTS	ECN: NA

DH1-Series 7.86 x 3.60 x 2.00 (mm)

PACKAGE DIMENSIONS

Decimal XXX = ± .008, XX = ± .02 Metric [XXX = ± .20], [XX = ± .50]

PIN	CONNECTION
1	No Connect
2	Ground/Case
3	Output
4	Supply Voltage



Recommended Land Pattern (Top View)

Bottom View:

	<p>Mechanical Shock: MIL-STD-883, Method 2002</p> <p>Vibration: MIL-STD-883, Method 2007</p> <p>Temp Cycle: MIL-STD-883, Method 1010</p> <p>Solderability: MIL-STD-883, Method 2003</p>	<p>NOTES: Other options are available, please consult factory. All product is supplied <i>RoHS</i> and <i>REACH</i> compliant. Product can be supplied on Tape and Reel, on reels of 1,000 units. Specifications subject to change without notice, last updated 4/1/13.</p>
--	---	--

DH1-Series 7.86 x 3.60 x 2.00 (mm)

1. Material: Black Conductive Polystyrene or equivalent.
2. 10 Sprocket Hole pitch cumulative tolerance of ± 0.008
3. Camber in compliance with EIA 481
4. Empty pockets: Trailing end (Minimum) 200 mm. and Leading end (Minimum) 400 mm.
5. Pocket position relative to sprocket hole measured as true position of pocket, not pocket hole.

