


C18xx Model

5×7 mm SMD, 1.8V, LVCMOS

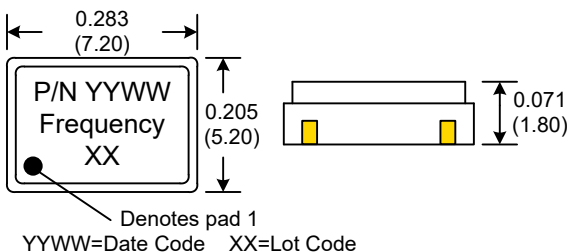
Frequency Range:	1.544 MHz to 110.000 MHz
Frequency Stability:	±20ppm to ±100ppm
Temperature Range:	
Operating:	0°C to 70°C
(Option M)	-20°C to 70°C
(Option E)	-40°C to 85°C
Storage Temperature:	-45°C to 90°C
Input Voltage:	1.8V ±0.2V
Input Current:	30mA Max @ 15pF
Standby Current:	10uA Max
Output:	LVCMOS
Symmetry:	45/55% Max @ 50% Vdd
Rise/Fall Time:	1ns Typical, 3.5ns Max
Logic:	"0" = 10% Vdd Max "1" = 90% Vdd Min
Load:	15pF
Jitter RMS: 12kHz~20MHz	0.5ps Typical, 1ps Max
Aging:	<3ppm 1 st year, 1ppm every year thereafter



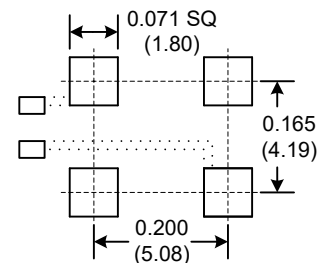
Designed to meet today's requirements for low voltage applications. The power saving sleep function of the C18xx turns the oscillator circuit off for maximum efficiency. Available on 16mm tape and reel in quantities of 1K.

Dimensions inches (mm)

All dimensions are Max unless otherwise specified.

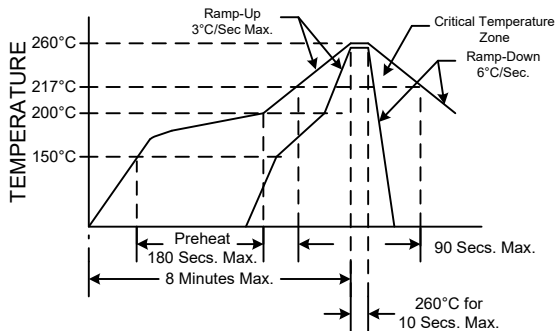


SUGGESTED PAD LAYOUT

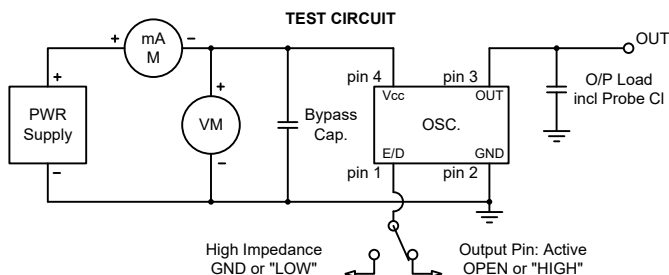


0.01uF Bypass Capacitor Recommended

RECOMMENDED REFLOW SOLDERING PROFILE



NOTE: Reflow Profile with 240°C peak also acceptable.



Crystek Part Number Guide

Example: C1892-44.736MHZ
Example: CM1892-44.736MHZ

Temperature		Frequency Stability	
0/70°C	-20/70°C	-40/85°C	
C1890	CM1890	CE1890	±100ppm
C1892	CM1892	CE1892	±50ppm
C1891	CM1891	CE1891	±25ppm
C1898	NA	NA	±20ppm

Enable/Disable

Function pin 1	Output pin
Open	Active
"1" level 0.7×Vcc Min	Active
"0" level 0.3×Vcc Max	High Z

Rev: S

Date: 19-Jan-2017